

BM 75xx Series

100mA Low Power LDO

Features

- Low power consumption
- Low voltage drop
- Low temperature coefficient
- High input voltage (up to +20)
- High output current : 100mA ($P_d \leq 250mW$)
- Output voltage accuracy: tolerance $\pm 3\%$
- TO-92, SOT-89 and SOT-23, SOT25 package

能输出 300mA, 当 5V 输入 3.3V 输出.
能输出 100mA, 当 12V 输入 5.0V 输出.

Applications

- Battery-powered equipment
- Communication equipment
- Audio/Video equipment

General Description

The 75XX series is a set of three-terminal high current low voltage regulator implemented in CMOS technology. They can deliver 100mA output current and allow an input voltage as high as 20V. They are available with several fixed output voltages ranging from 3.0V to 5.0V. CMOS technology ensures low voltage drop and low quiescent current.

Although designed primarily as fixed voltage regulators, these devices can be used with external components to obtain variable voltages and currents.

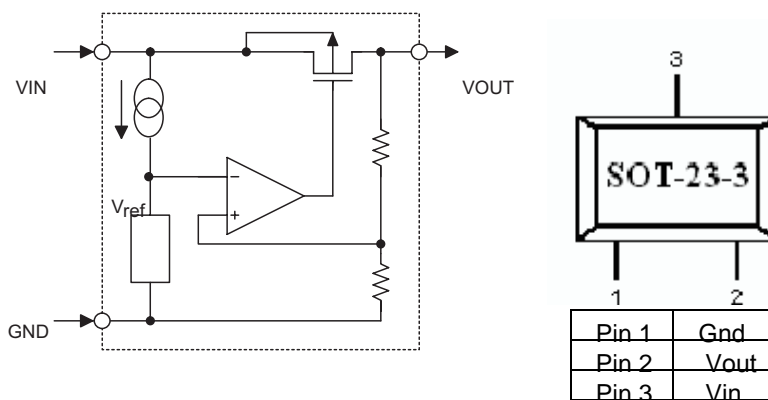
Selection Table

Part No.	Output Voltage	Package	Marking
7530	3.0V	TO-92 SOT-89 SOT-25 SOT23-3	75XX (for TO-92) 75XX (for SOT-89) 5XX (for SOT-25) HT33(for SOT23-3)
7533	3.3V		
7536	3.6V		
7544	4.4V		
7550	5.0V		

Note: "XX" stands for output voltages.

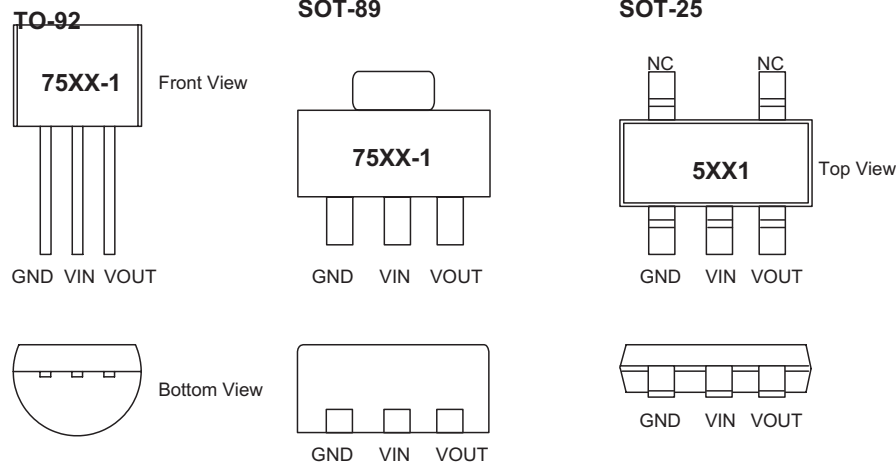
For lead free devices, TO-92 package will add a "#" mark at the end of the date code, whereas SOT-89 & SOT-25 packages will add a "#" mark at the end of the marking.

Block Diagram



BM 75xx Series

Pin Assignment



Absolute Maximum Ratings

Supply Voltage	-0.3V to 20V	Storage Temperature	- 50°C to 125°C
Power Consumption (*1)	250mW	Operating Temperature	-40°C to 85°C
Power Consumption (*2)	150mW		

Note: These are stress ratings only. Stresses exceeding the range specified under "Absolute Maximum Ratings" may cause substantial damage to the device. Functional operation of this device at other conditions beyond those listed in the specification is not implied and prolonged exposure to extreme conditions may affect device reliability.

*1: applied to SOT89 and TO-92

*2: applied to SOT-25

Electrical Characteristics

+3.0V Output Type

Ta=25°C

Symbol	Parameter	Test Conditions		Min.	Typ.	Max.	Unit
		V _{IN}	Conditions				
V _{OUT}	Output Voltage Tolerance	5V	I _{OUT} =10mA	2.91	3.0	3.09	V
I _{OUT}	Output Current	5V	—	60	100	—	mA
ΔV _{OUT}	Load Regulation	5V	1mA ≤ I _{OUT} ≤ 50mA	—	60	150	mV
V _{DIF}	Voltage Drop	—	I _{OUT} =1mA	—	100	—	mV
I _{SS}	Current Consumption	5V	No load	—	2.5	5	μA
$\frac{\Delta V_{OUT}}{\Delta V_{IN} \times V_{OUT}}$	Line Regulation	—	4V ≤ V _{IN} ≤ 20V I _{OUT} =1mA	—	0.2	—	%/V
V _{IN}	Input Voltage	—	—	—	—	20	V
$\frac{\Delta V_{OUT}}{\Delta T_a}$	Temperature Coefficient	5V	I _{OUT} =10mA 0°C < T _a < 70°C	—	±0.45	—	mV/°C

BM 75xx Series

+3.3V Output Type

Ta=25°C

Symbol	Parameter	Test Conditions		Min.	Typ.	Max.	Unit
		V _{IN}	Conditions				
V _{OUT}	Output Voltage Tolerance	5.5V	I _{OUT} =10mA	3.201	3.3	3.399	V
I _{OUT}	Output Current	5.5V	—	60	100	—	mA
ΔV _{OUT}	Load Regulation	5.5V	1mA ≤ I _{OUT} ≤ 50mA	—	60	150	mV
V _{DIF}	Voltage Drop	—	I _{OUT} =1mA	—	100	—	mV
I _{SS}	Current Consumption	5.5V	No load	—	2.5	5	μA
$\frac{\Delta V_{OUT}}{\Delta V_{IN} \times V_{OUT}}$	Line Regulation	—	4.5V ≤ V _{IN} ≤ 20V I _{OUT} =1mA	—	0.2	—	%/V
V _{IN}	Input Voltage	—	—	—	—	20	V
$\frac{\Delta V_{OUT}}{\Delta T_a}$	Temperature Coefficient	5.5V	I _{OUT} =10mA 0°C < Ta < 70°C	—	±0.5	—	mV/°C

+3.6V Output Type

Ta=25°C

Symbol	Parameter	Test Conditions		Min.	Typ.	Max.	Unit
		V _{IN}	Conditions				
V _{OUT}	Output Voltage Tolerance	5.6V	I _{OUT} =10mA	3.492	3.6	3.708	V
I _{OUT}	Output Current	5.6V	—	60	100	—	mA
ΔV _{OUT}	Load Regulation	5.6V	1mA ≤ I _{OUT} ≤ 50mA	—	60	150	mV
V _{DIF}	Voltage Drop	—	I _{OUT} =1mA	—	100	—	mV
I _{SS}	Current Consumption	5.6V	No load	—	2.5	5	μA
$\frac{\Delta V_{OUT}}{\Delta V_{IN} \times V_{OUT}}$	Line Regulation	—	4.6V ≤ V _{IN} ≤ 20V I _{OUT} =1mA	—	0.2	—	%/V
V _{IN}	Input Voltage	—	—	—	—	20	V
$\frac{\Delta V_{OUT}}{\Delta T_a}$	Temperature Coefficient	5.6V	I _{OUT} =10mA 0°C < Ta < 70°C	—	±0.6	—	mV/°C

+4.4V Output Type

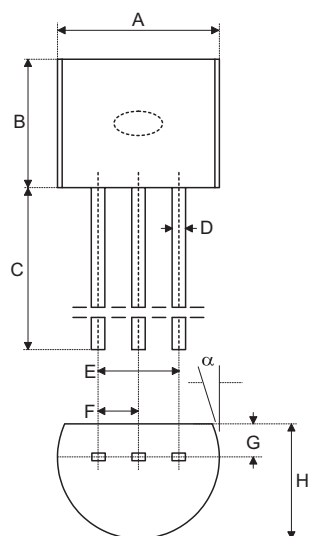
Ta=25°C

Symbol	Parameter	Test Conditions		Min.	Typ.	Max.	Unit
		V _{IN}	Conditions				
V _{OUT}	Output Voltage Tolerance	6.4V	I _{OUT} =10mA	4.268	4.4	4.532	V
I _{OUT}	Output Current	6.4V	—	60	100	—	mA
ΔV _{OUT}	Load Regulation	6.4V	1mA ≤ I _{OUT} ≤ 50mA	—	60	150	mV
V _{DIF}	Voltage Drop	—	I _{OUT} =1mA	—	100	—	mV
I _{SS}	Current Consumption	6.4V	No load	—	2.5	5	μA
$\frac{\Delta V_{OUT}}{\Delta V_{IN} \times V_{OUT}}$	Line Regulation	—	5.4V ≤ V _{IN} ≤ 20V I _{OUT} =1mA	—	0.2	—	%/V
V _{IN}	Input Voltage	—	—	—	—	20	V
$\frac{\Delta V_{OUT}}{\Delta T_a}$	Temperature Coefficient	6.4V	I _{OUT} =10mA 0°C < Ta < 70°C	—	±0.7	—	mV/°C

BM 75xx Series

Package Information

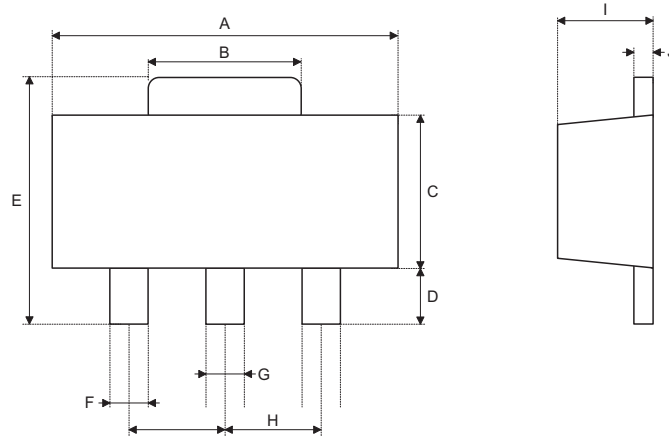
3-pin TO-92 Outline Dimensions



Symbol	Dimensions in mil		
	Min.	Nom.	Max.
A	170	—	200
B	170	—	200
C	500	—	—
D	11	—	20
E	90	—	110
F	45	—	55
G	45	—	65
H	130	—	160
I	8	—	18
α	4°	—	6°

BM 75xx Series

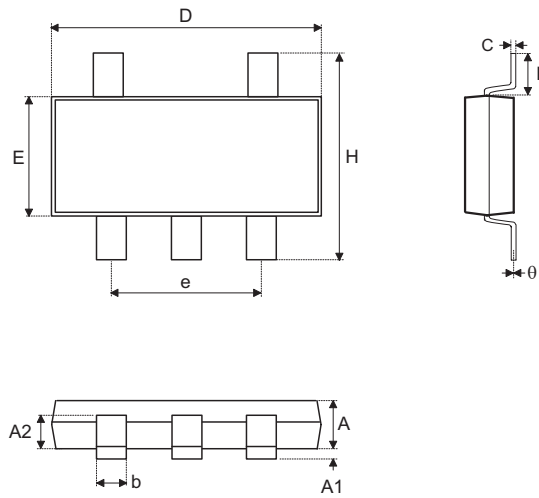
3-pin SOT-89 Outline Dimensions



Symbol	Dimensions in mil		
	Min.	Nom.	Max.
A	173	—	181
B	64	—	72
C	90	—	102
D	35	—	47
E	155	—	167
F	14	—	19
G	17	—	22
H	—	59	—
I	55	—	63
J	14	—	17

BM 75xx Series

5-pin SOT-25 Outline Dimensions

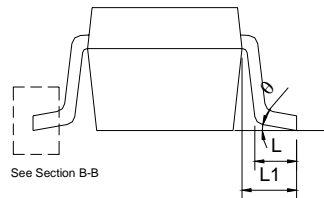
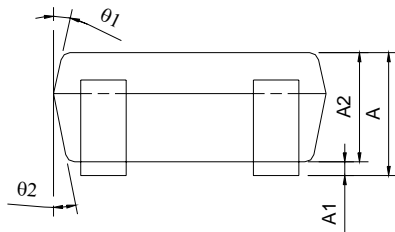
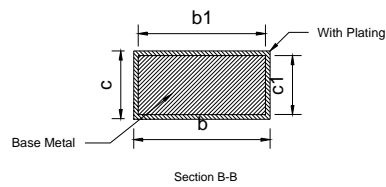
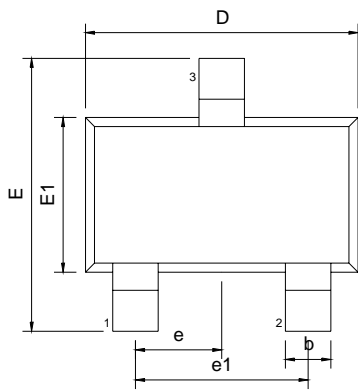


Symbol	Dimensions in mm		
	Min.	Nom.	Max.
A	1.00	—	1.30
A1	—	—	0.10
A2	0.70	—	0.90
b	0.35	—	0.50
C	0.10	—	0.25
D	2.70	—	3.10
E	1.40	—	1.80
e	—	1.90	—
H	2.60	—	3
L	0.37	—	—
θ	1°	—	9°

BM 75xx Series

PACKAGE DIMENSION

SOT-23-3



SYMBOLS	DIMENSIONS IN MILLIMETERS			DIMENSIONS IN INCHES		
	MIN	NOM	MAX	MIN	NOM	MAX
A	1.05	---	1.35	0.041	---	0.053
A1	0.05	---	0.15	0.002	---	0.006
A2	1.00	1.10	1.20	0.039	0.043	0.047
b	0.25	---	0.50	0.010	---	0.020
b1	0.25	0.40	0.45	0.010	0.016	0.018
c	0.08	---	0.20	0.003	---	0.008
c1	0.08	0.11	0.15	0.003	0.004	0.006
D	2.70	2.90	3.00	0.106	0.114	0.118
E	2.60	2.80	3.00	0.102	0.110	0.118
E1	1.50	1.60	1.70	0.059	0.063	0.067
L	0.35	0.45	0.55	0.014	0.018	0.022
L1	0.60 REF			0.024 REF		
e	0.95 BSC			0.037 BSC		
e1	1.90 BSC			0.075 BSC		
theta	0°	5°	10°	0°	5°	10°
theta1	3°	5°	7°	3°	5°	7°
theta2	6°	8°	10°	6°	8°	10°